

How well did we grant?

An overview of how we implemented our granting strategy

Financial year 2023-2024

Our funding strategy is the way we decide how to give out grants.

We know, from research we commissioned, that there are communities in our region that experience exclusion, inequality, and disadvantage; and we want to fund work that supports equity and inclusion in our communities.

Our Strategy

Our Ambitions:

Advance equity by supporting communities experiencing the greatest inequity, exclusion, and disadvantage

- 1 Support tino rangatiratanga of mana whenua and taura here, in our region
- 2 Support inclusion of communities that experience exclusion
- 3 Work with others to focus our resources where they'll have the biggest impact
- 4 Increase capability, and support community-led initiatives
- 5 Increase access, and reduce barriers, to funding

Our Ambitions

To assess how well we granted in FY23-24, we looked at how we progressed against the 5 ambitions set out in our strategy

Ambition 1

Support tino rangatiratanga of mana whenua and taupapa here, in our region

He Rau Aroha

He Rau Aroha is an expression of Wellington Community Fund's commitment to assist and advance Māori aspirations (wawata) for Mana Whenua and Taura Here in our region. The administering of He Rau Aroha is key to us realising this ambition.

Through He Rau Aroha's highly relational approach, we have strong, growing relationships with Mana Whenua, resulting in:

- › Greater opportunities to hear about iwi and hapu wawata
- › Wide word of mouth reach

Ambition 1

Support Tino rangatiratanga of Mana Whenua and Taura Here, in our region

Highlights

\$964,812

Grants

Spend



- › He Rau Aroha and Kaitakawaenga Māori role are recognised as a leader in the funding sector

- › We've strengthened our relationships with other funders, influencing their support of Māori aspirations
- › We've unlocked collaborative funding opportunities to support Māori-led kaupapa in our region
- › Met with all mana whenua and been on almost every marae in our region

Ambition 1

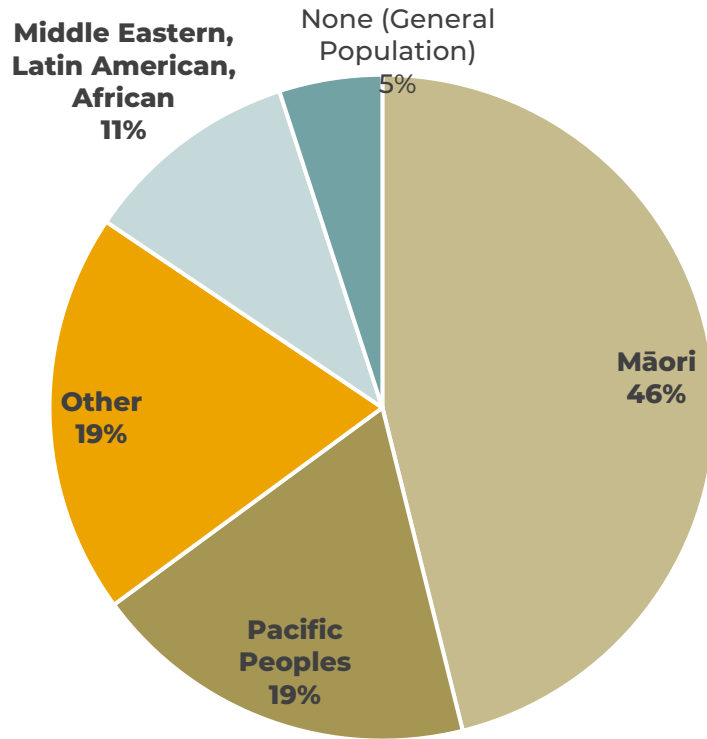
Support Tino rangatiratanga of Mana Whenua and Taura Here, in our region



Ambition 2

Support inclusion of communities that experience exclusion

Who we funded

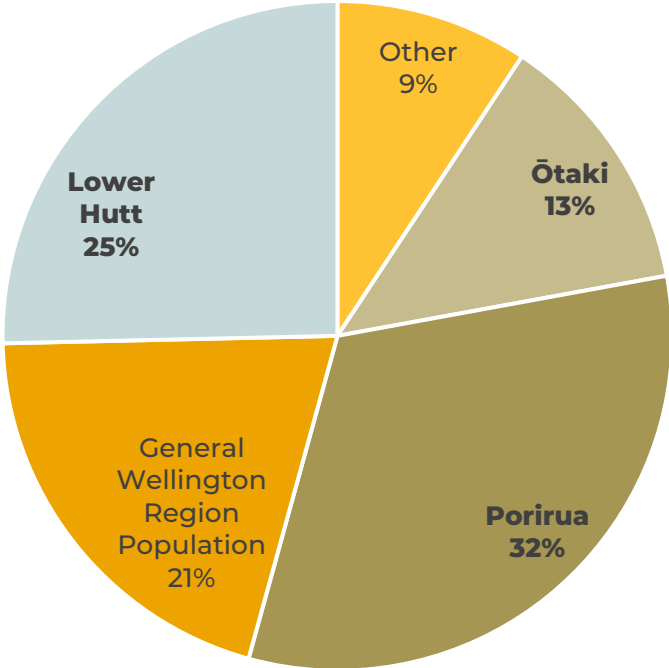


- › **95% of spend went to those experiencing inequity, exclusion, and disadvantage**
- › The spend to ‘Other communities experiencing exclusion’ mostly went to ‘children & youth’ and ‘refugee/migrant’ communities. 93% of these grants were also in our priority locations

Ambition 2

Support inclusion of communities that experience exclusion

Where we funded



- › **70% of spend went to priority location groups**
- › Whilst 'General Wellington Region' accounted for 21% of spend; most of this spend (83%) went to priority population groups and others experiencing inequity

Ambition 2

Support inclusion of communities that experience exclusion

Figures to: 31 Mar 2024

Ambition 3

Work with others to focus our resources where they'll have the biggest impact

Leveraging impact through co-funding

Amount leveraged

(other funders)

\$928,500

WCF contribution

\$238,500



Ambition 3

Work with others to focus our resources where they'll have the biggest impact

Figures to: 31 Mar 2024

Leveraging impact: more than money

WCF Engagement Activity	Impact for Grant seekers
Connecting organisations with shared ambitions to each other	✓ Strengthened community networks
Supporting organisations with a 360 view of their funders	✓ Increased sector, organisational, and grant seeker capability & capacity
Providing advice and support around organisational structure	✓ Reduced grantseekers wasted time on applications
Providing foundational advice and support	✓ Provides a larger-scale view of the funding opportunities
	✓ Increases funding success

Ambition 3

Work with others to focus our resources where they'll have the biggest impact

Ambition 4

Increase capability, and support community-led initiatives

Community-led

The majority of FY23-24 funding went towards community-led initiatives - supporting our ambitions & outcomes around communities having meaningful representation and leadership

58
Grants/Initiatives
Community-led



79%
Total grants spend
Community-led



Ambition 4

Increase capability, and support community-led initiatives

Figures to: 31 Mar 2024

Ambition 5

Increase access, and reduce barriers,
to funding

Increasing access

We've made it easy for organisations to apply for funding. Most of our first-time applicants were also new to funding in general. This continues to be a strong indicator of increasing access

34
Organisations
**First time
applying to us**



21
Organisations
New to funding



Ambition 5

Increase access, and reduce barriers,
to funding

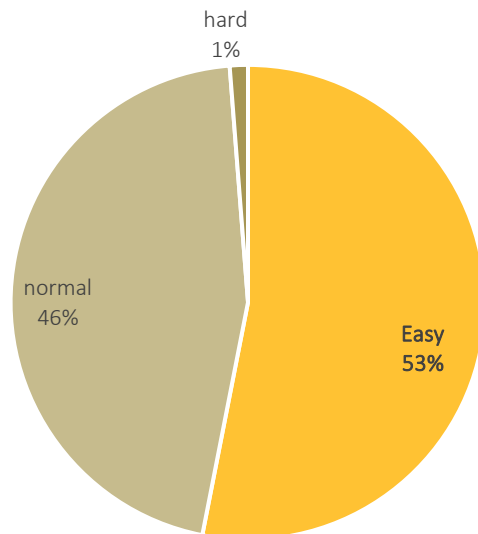
Reducing barriers

Most organisations found our application process normal or easy; with no major critical feedback given. The 1% who found the process hard were supported by WCF staff to successfully submit applications

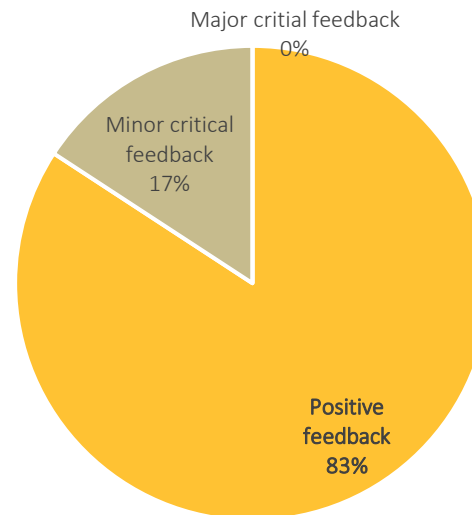
Ambition 5

Increase access, and reduce barriers, to funding

How applicants rated the application process



Feedback received about the application process



Figures to: 31 Mar 2024

Applicant feedback

*It was an easy process.
Ngā mihi*

Really fantastic application process. It's a 'breath of fresh air' when compared to so many others that require large numbers of signed documents and forms.

*no suggestions - simple and easy to use.
Thank You*

Ambition 5

Increase access, and reduce barriers,
to funding

In summary

How well did we grant against our ambitions?

Ambitions

- 1** Support Tino rangatiratanga of Mana Whenua and Taura Here, in our region
- 2** Support inclusion of communities that experience exclusion
- 3** Work with others to focus our resources where they'll have the biggest impact

Strong relationships and growing opportunities

We funded Māori-led organisations and kaupapa with almost \$1million – plus unlocked collaborative funding opportunities. He Rau Aroha and Kaitakawaenga Māori role are recognised as a leader in the funding sector

Funding going to those experiencing exclusion and inequity

95% of our funding went towards those population groups/locations who experience inequity and disadvantage

Leveraged almost \$1m

Through our co-funding we've leveraged almost \$1million in additional funding to those organisations whose work aligns with our strategy. We've also increased sector and organisational capability through our engagement activity

Ambitions

4 Increase capability, and support community-led initiatives

5 Increase access, and reduce barriers, to funding

Community-led initiatives account for majority of spend

79% of our spend went towards community-led initiatives

Process working well for applicants

We've received overwhelmingly positive feedback on our process, from applicants who completed the feedback section of our application form

Who did we fund?

Every year we publish an annual review which lists the organisations we funded in the last financial year. Find our annual reviews on our website [here](#)

Thank you